

7 ways to run a

Clean Shop

and reduce pollution to our creeks and lakes.

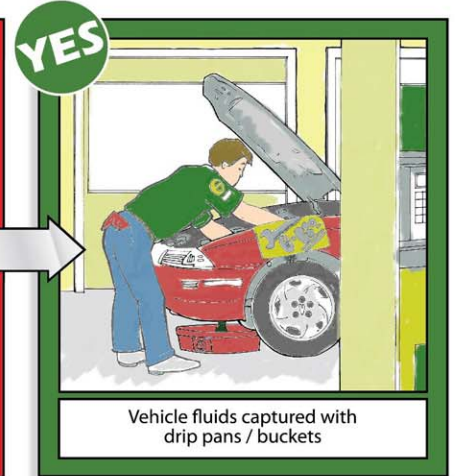
These 'Clean Shop' practices can help make you money - people like a clean, well-organized business. They may also save you money by helping you avoid fines or clean-up costs for not complying with the environmental laws.

So please join other Austin businesses in running a 'Clean Shop' by following the tips on this poster.



NO

Vehicle fluids allowed to drain onto the ground.



YES

Vehicle fluids captured with drip pans / buckets



NO

Handwash sink plumbed to ground outside



YES

Handwash sink plumbed to sanitary sewer



NO

Spills and leaks left on the ground contaminating rainwater run-off



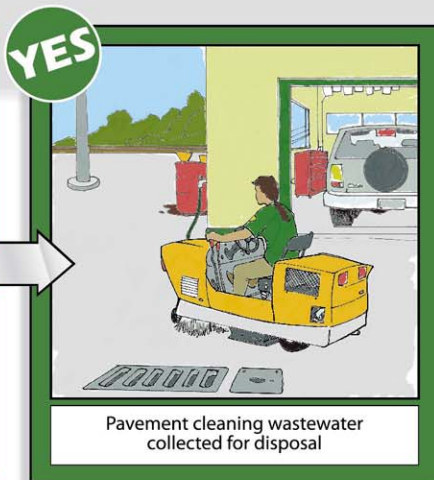
YES

Spills and leaks immediately absorbed with sorbent material (kitty litter, rags, mop, etc.)



NO

Pavement cleaned and washed into storm drains




YES

Pavement cleaning wastewater collected for disposal



NO

Washing parts outside



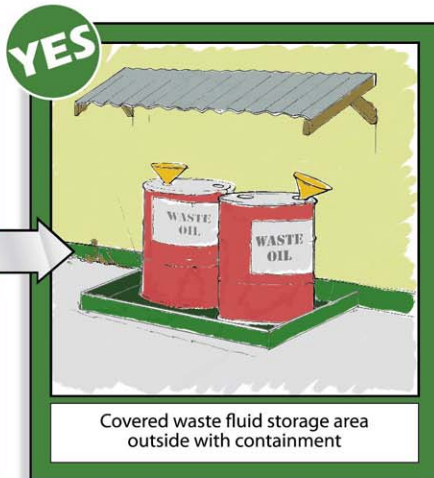
YES

Washing parts where waste is collected for disposal



NO

Waste fluid storage area outside with no containment or protection from rain



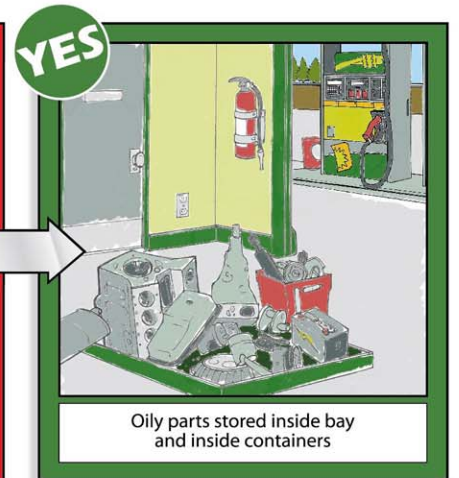
YES

Covered waste fluid storage area outside with containment



NO

Oily parts stored outside exposed to rain



YES

Oily parts stored inside bay and inside containers

www.austintexas.gov/watershed
512-974-2550

WATERSHED PROTECTION

